


Your spider-sense is tingling in Spider-Man's most dangerous adventure yet!



EmuMovies



Face super-villains Carnage, Graviton, Lizard, Hobb-Goblin!



Hey Kids!

It's Chaos in Krustyland - rats have invaded the Fun House.



It's up to you to lead the little varmints to traps manned by Bart Simpson.



Nintendo



Acclaim
entertainment, inc.

SPIDER-MAN™, Mystery™, The HobbGoblin™, The Lizard™, Graviton™, Carnage™ and the distinctive likenesses thereof are trademarks of Marvel Entertainment Group, Inc. and are used with permission. © 1992 Marvel Entertainment Group, Inc. All rights reserved. LJN™ is a registered trademark of LJN, Ltd. © 1992 LJN, Ltd. All rights reserved. The Simpsons™ & © 1992 Twentieth Century Fox Film Corporation. All rights reserved. Nintendo™, Game Boy™, Super Nintendo Entertainment System™ and the official seals are registered trademarks of Nintendo of America Inc. Acclaim™ is a registered trademark of Acclaim Entertainment, Inc. © 1992 Acclaim Entertainment, Inc. All rights reserved. Printed in Japan.

Licensed by Nintendo for play on the

Nintendo

ENTERTAINMENT SYSTEM

GAME PAK INSTRUCTIONS



SPIDER-MAN

RETURN OF THE SINISTER SIX





This official seal is your assurance that Nintendo® has approved the quality of this product. Always look for this seal when buying games and accessories to ensure complete compatibility with your Nintendo Entertainment System®. All Nintendo products are licensed by sale for use only with other authorized products bearing the Official Seal of Quality.

Nintendo®, Nintendo Entertainment System® and the official seals are trademarks of Nintendo of America Inc.

PRECAUTIONS:

1. Do not store this game in places that are very hot or cold. Never hit it, drop it, or take it apart.
2. Avoid touching the connectors, and do not get them wet or dirty. Doing so may damage the game.
3. Do not clean with benzene, paint thinner, alcohol or other such solvents.

WARNING: DO NOT USE WITH FRONT OR REAR PROJECTION TV

Do not use a front or rear projection television with your Nintendo Entertainment System® (NES) and NES games. Your projection television screen may be permanently damaged if video games with stationary scenes or patterns are played on your projection television. Similar damage may occur if you place a video game on hold or pause. If you use your projection television with NES games, neither LJN nor Nintendo of America Inc. will be liable for any damage. This situation is not caused by a defect in the NES or NES games; other fixed or repetitive images may cause similar damage to a projection television. Please contact your TV manufacturer for further information.

ADVISORY READ BEFORE USING YOUR NES

A very small portion of the population may experience epileptic seizures when viewing certain kinds of flashing lights or patterns that are commonly present in our daily environment. These persons may experience seizures while watching some kinds of television pictures or playing certain video games. Players who have not had any previous seizures may nonetheless have an undetected epileptic condition. We suggest that you consult your physician if you have an epileptic condition or if you experience any of the following symptoms while playing video games: altered vision, muscle twitching, other involuntary movements, loss of awareness of your surroundings, mental confusion and/or convulsions.

The inimitable Dr. Octopus has one simple desire: rule the world. Yet, every time he attempts to make his ambitions reality, one meddlesome arachnid constantly gets in his way...Spider-Man!

But, enough is enough! It's pay back time! Dr. Octopus has reassembled the toughest army of Super-Villains ever to disgrace the planet. The Sinister Six! Electro, The Sandman, Mysterio, The Vulture, Hobgoblin, and Doc Ock are back together with one aim: pest control!

And your only hope, Spidey, is that the best form of defense is attack! Take out the cheap crooks and street slime surrounding the Super-Villains' hideouts. Dodge the Sinister Six's power bolts, bubbleheaded robots, cluster bombs, and more! Show the steel tentacled Doc Ock that the good guys always finish first...because otherwise, Web-Slinger, you just spun your last!



GETTING READY...

FOR THE UNSTOPPABLE SINISTER SIX! LOADING

1. Make sure the power switch is OFF.
2. Insert the SPIDER-MAN® 2 game pak as described in your NINTENDO ENTERTAINMENT SYSTEM® manual.
3. Turn the power switch ON. You will then see the SPIDER-MAN® 2 title screen, credit screens, and a summary of the controls. To pause, press the SELECT BUTTON. To begin the game, press the START BUTTON.

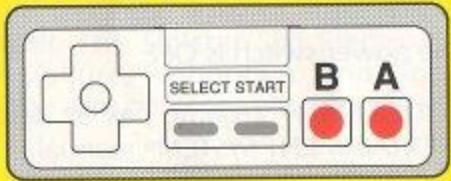


SPIDEY'S CONTROLS...

SWINGING INTO ACTION!

Spider-Man's control points are as follows:

BASIC CONTROLS



TO MOVE LEFT or RIGHT, press the appropriate LEFT or RIGHT CONTROL PAD ARROW.

TO JUMP, press the B BUTTON.

TO JUMP HIGHER, press and hold the B BUTTON.

TO PUNCH, press the A BUTTON.

TO EXECUTE A FLYING KICK, press the A BUTTON twice OR press the A BUTTON plus the UP CONTROL PAD ARROW.

TO SOMERSAULT LEFT or RIGHT, press the appropriate LEFT or RIGHT CONTROL PAD ARROW plus the B BUTTON.

TO SOMERSAULT HIGHER LEFT or RIGHT, press the appropriate LEFT or RIGHT CONTROL PAD ARROW and hold the B BUTTON.

TO CROUCH, press the DOWN CONTROL PAD ARROW.

TO PAUSE, press the SELECT or START BUTTON.

TO RE-START, press the SELECT or START BUTTON again.

TO CONTINUE, on the CONTINUE screen press UP or DOWN to choose YES or NO and press the A BUTTON. You can only continue one time.

CLIMBING CONTROLS

TO CLIMB UP, press the UP CONTROL PAD ARROW.



TO CLIMB DOWN, press the DOWN CONTROL PAD ARROW.

TO MOVE LEFT or RIGHT, press the appropriate LEFT or RIGHT CONTROL PAD ARROW.

TO DROP DOWN FROM A WALL (or ANY SCALEABLE OBJECT), press the A BUTTON.

TO JUMP OFF A WALL (or ANY SCALEABLE OBJECT), press the B BUTTON.

WEB-SLINGING CONTROLS

TO FIRE AN ATTACK WEB, press the A BUTTON.

TO THROW A SWINGING WEB, while either falling or jumping high (by pressing and holding the B BUTTON), press the A BUTTON.

TO INCREASE THE SIZE OF YOUR SWING LEFT, once a web attaches, press the, CONTROL PAD while Spidey swings left.

TO INCREASE THE SIZE OF YOUR SWING RIGHT, once a web attaches, press the RIGHT CONTROL PAD while Spidey swings right.

TO DECREASE THE SIZE OF YOUR SWING, press the LEFT or RIGHT CONTROL PAD ARROW in the direction opposite Spidey's swing.

TO SWING SPIDEY-STYLE WEB TO WEB, at the end of each swing, press the B BUTTON.

TO JUMP OFF A WEB, press the A BUTTON.

TO JUMP OFF A WEB INTO A FLYING LEG KICK, press the A BUTTON twice.

TO DROP STRAIGHT DOWN OFF A WEB, press the the DOWN CONTROL PAD ARROW.



NOTE:

- **Swinging webs can only be thrown when you are off the ground—either falling or jumping high.**
- **Increasing the size of your swing—even up to 360° allows access to otherwise unreachable platforms.**
- **You can only fire Attack Webs once you get the web fluid pick-ups. (See Pick-Ups on pages 9-11.)**

ON THE SCREEN...

SPIDER-POWER!

Game play information appears on the screen as follows:

SPIDEY'S ENERGY

PICK-UPS

ENEMY'S ENERGY

SCORE



SPIDEY'S ENERGY—You begin the game with four (4) squares of energy. Get hit hard after losing the fourth and your number's up!

ENEMY'S ENERGY—only appears when you confront a Super-Villain.

SCORE—Every 1000 points gives you an extra energy square.

PICK-UPS...

GET A LOAD OF THESE, SINISTER SIMPLETONS



Two types of pick-up exist in the game: Attack-Web Fluid and Items. The web fluid can be found throughout the game. Items are specific to certain levels as shown below.

1. Attack Web Fluid:

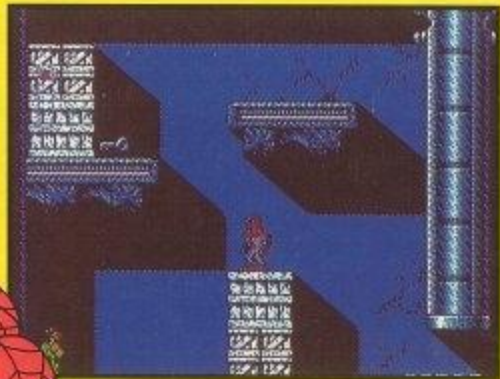
Attack street scum and Super-Villains alike with decimating bolts of web fluid. Each pick-up lasts ten shots and can be carried between levels.



2. Items

These are as follows:

LEVEL 1: Key





LEVEL 2: TNT Detonator

You will need each pick-up, respectively, to get through a locked door, blow open a secret passage, and to see in the dark!

TO GET ANY PICK-UP, move next to it and press the DOWN CONTROL PAD ARROW.

Note: Once picked-up: ■ **Web Fluid** is immediately available for use. ■ **Item pick-ups** are stored in the top left corner of the screen and automatically descend when you need them.



LEVEL 3 Infra-red Goggles

DOC OCK OMNIPOTENT!

Individually, Electro, The Sandman, Mysterio, The Vulture, Hobgoblin, and Dr. Octopus are some of the most powerful foes Spidey's ever fought. Together, as the Sinister Six, they've kicked his butt all over the place!

LEVEL 1: THE POWER STATION

Steel fences, armed thugs, mines, missiles, and surges of lethal high voltage electricity guard the outside of the power station. Within, bullets, lasers, arcing cables and transformers threaten to bring a shocking conclusion to your career! Split second timing and devastating right hooks are the key to success and reaching Mr. "Live Wire" himself, Electro!



SUPER-VILLAIN: Electro

A lightning strike turned former Con Ed lineman Maxwell Dillon into the power hungry Electro! Now, the magnetic fields generated by power lines give him the ability to fly. Soaking up raw current gives him the spectacular talent of discharging deadly bolts of pure electricity! Turn off this bright spark's generator as soon as possible, or your Super Hero service is headed for termination!




LEVEL 2: TOXIC WASTE DUMP

Deep beneath the city lies a Toxic Waste Dump. Industrial acid drops from the pipes and crossbeams. Rabid rats scurry around the floors. Gun carrying hoods haunt the shadows. Maze like stacks of crates block your way, but find the TNT, detonator, and fake wall...and getting out will be a blast.

Note: The green crates explode on contact sending Spidey skyward. Where necessary, use them for a boost across gaps in the floor.

SUPER-VILLAIN: The Sandman

This slippery Super-Villain is definitely no dream boy! While hiding out on a beach, a bombardment of radiation gave two bit criminal, William Baker, the ability to transform himself into sand. Yet, despite his shape changing expertise, he recently tried to go straight...but then Doc Ock paid a visit. Maybe it's time for a second opinion!



LEVEL 3: THE HOUSE OF ILLUSION


All is not as it seems in this high-tech fantasy land. Illusory butterflies flutter by...and turn into too real missiles. Wispy feathers drift through the air...and change into lethal contact bombs. Someone turn the lights out? Looks like Spidey forgot his night goggles!

Note: To enter doorways marked with upward pointing arrows, move in front of them and press the UP CONTROL PAD ARROW. You cannot enter doors marked with downward arrows.



SUPER-VILLAIN: Mysterio

Bringing the curtain down on this "Master of Illusion" will be no problem...once you separate him from his understudies! Get rid of the Mysterio holograms and robots to clear your path. Deck the real Mysterio... and the Sinister Six are down to the Troublesome Three.



LEVEL 4: STREETS AND ROOFTOPS

Watch out for good ol' fashioned criminals popping out of trap doors with state-of-the-art bazookas! Grab the web fluid when you can. Featherface hates being a web-head!



SUPER-VILLAIN: The Vulture

The Vulture's aged features, hunched shoulders, and hooked nose make him the duplicate of his namesake. But his electromagnetic anti-graviton generator proves looks aren't everything when it comes to ruling the skies. Shoot him down fast or clusters of concussion grenades will ground you permanently.



LEVEL 5: THE FOREST & HOBGOBLIN'S CAVE

The forest is no place for a city boy like Spider-Man. Nasty razor-bats swoop from above. Club throwing trolls patrol the ground.

SUPER-VILLAIN: Hobgoblin

If any of Spidey's opponents needs a good psychiatrist and a reliable dentist, it's Hobgoblin! Desperate for super-powers, Jason Macendale made a deal with a demon, but in the bargain had his face twisted into a grotesque replica of his goblin mask. However, thanks to spell cast by Dr. Strange, this gruesome specter still thinks he has a human face! Of course, when all he cares about is turning you into Super Hero history...what's the difference?



LEVEL 6: DOC OCK'S CASTLE

Outside, every bazooka firing, club throwing, gun firing thug, troll, and street vermin is out to teach the webbed wonder a lesson he'll never forget! Inside...the doctor's homel

SUPER-VILLAIN:

Doctor Octopus

A freak atomic accident grafted metallic tentacles onto the body of Dr. Otto Octavius. Taking the name Dr. Octopus, he became Spider-Man's greatest—or at least most relentless—foe. Now, he's set to rid the planet of one pesky wall crawler for ever. Remind the last of the foulest it's Mr. Wall Crawler to him. Forcefields, bombs, indestructible tentacles...they're just part of the job for a friendly neighborhood Spider-Man!



THE AMAZING SPIDER-MAN...

The Sinister Six's plans have been foiled before by partisan jealousies, conspiracies, and, more often than not, pure insanity. But this time they've finally found a scheme they all agree on...destroying you! And the only thing that will stop them is building climbing agility, web-slinging speed, and fist flying strength! So, "Heads up, costumed cretins!" The Amazing Spider-Man is comin' right at ya!





NOTES...



NOTES...

COMPLIANCE WITH FCC REGULATIONS

This equipment generates and uses radio frequency energy and if not installed and used properly, that is, in strict accordance with the manufacturer's instructions, may cause interference to radio and television reception. It has been type tested and found to comply with the limits for a Class B computing device in accordance with the specifications in Subpart J of Part 15 of FCC Rules, which are designed to provide reasonable protection against such interference in a residential installation. However, there is no guarantee that interference will not occur in a particular installation. If this equipment does cause interference to radio or television reception, which can be determined by turning the equipment off and on, the user is encouraged to try to correct the interference by one or more of the following measures:

- Reorient the receiving antenna.
- Relocate the NES with respect to the receiver.
- Move the NES away from the receiver.
- Plug the NES into a different outlet so that the NES and receiver are on different circuits.

If necessary, the user should consult the dealer or an experienced radio/television technician for additional suggestions. The user may find the following booklet prepared by the Federal Communications Commission helpful: How to Identify and Resolve Radio-TV Interference Problems. This booklet is available from the U.S. Government Printing Office, Washington D.C. 20402, Stock No. 004-000-00345-4.

LJN, Ltd. Limited Warranty

LJN warrants to the original purchaser only of this LJN software product that the medium on which this computer program is recorded is free from defects in materials and workmanship for a period of ninety (90) days from the date of purchase. This LJN software program is sold "as is," without express or implied warranty of any kind, and LJN is not liable for any losses of damages of any kind resulting from use of this program. LJN agrees for a period of ninety (90) days to either repair or replace, at its option, free of charge, any LJN software product, postage paid, with proof of date of purchase, at its Factory Service Center. Replacement of the cartridge, free of charge to the original purchaser (except for the cost of returning the cartridge) is the full extent of our liability.

This warranty is not applicable to normal wear and tear. This warranty shall not be applicable and shall be void if the defect in the LJN software product has arisen through abuse, unreasonable use, mistreatment or neglect. THIS WARRANTY IS IN LIEU OF ALL OTHER WARRANTIES AND NO OTHER REPRESENTATIONS OR CLAIMS OF ANY NATURE SHALL BE BINDING ON OR OBLIGATE LJN ANY IMPLIED WARRANTIES APPLICABLE TO THIS SOFTWARE PRODUCT, INCLUDING WARRANTIES OF MERCHANTABILITY AND FITNESS FOR A PARTICULAR PURPOSE, ARE LIMITED TO THE NINETY (90) DAY PERIOD DESCRIBED ABOVE. IN NO EVENT WILL LJN BE LIABLE FOR ANY SPECIAL, INCIDENTAL, OR CONSEQUENTIAL DAMAGES RESULTING FROM POSSESSION, USE OR MALFUNCTION OF THIS LJN SOFTWARE PRODUCT.

SPIDER-MAN® 2, Mysterio™, Electro™, Sandman™, Hobgoblin™, Vulture™, Dr. Octopus™ and the distinctive likenesses thereof are trademarks of Marvel Entertainment Group, Inc. and are used with permission. ©1992 Marvel Entertainment Group, Inc. All rights reserved. Nintendo®, Nintendo Entertainment System® and the official seals are registered trademarks of Nintendo of America Inc. LJN® is a registered trademark of LJN, Ltd. ©1992 LJN, Ltd. All rights reserved.